

## Applications

Make	Model
Volkswagen	T5 Touareg

Engine Code
2.5 BAC, BLK, BPD, BPE

Our products are designed to be used correctly and with care for the purpose for which they are intended. No liability is accepted by Sonic for incorrect use of any of our products, and Sonic cannot be held responsible for any damage to personnel, property or equipment when using the tools. Incorrect use will also invalidate the warranty.

If applicable, the applications database and any instructional information provided has been designed to offer general guidance for a particular tool's use and while all attention is given to the accuracy of the data no project should be attempted without referring first to the manufacturer's technical documentation (workshop or instruction manual) or the use of a recognised authority such as Autodata.

It is our policy to continually improve our products and thus we reserve the right to alter specifications and components without prior notice. It is the responsibility of the user to ensure the suitability of the tools and information prior to their use.

ART NO. 829109

**sonic**  
equipment

## Instructions

### Water Pump Puller Kit VAG Diesel - 2.5



WWW.SONIC-EQUIPMENT.COM

WWW.SONIC-EQUIPMENT.COM

WWW.SONIC-EQUIPMENT.COM

## 829109 - Water Pump Puller Kit

### Description:

The 829109 Water pump puller tool set is equivalent to the OEM tools required to remove the water pump and water pump pulley on the VAG 2.5 Diesel engines found in the VW T5 van and Touareg vehicles.

## Components

Ref	Comp	OEM	Description
1	4880164	T10225	Special Wrench (Turning tool)
2	4880163	T10221A	Water Pump Sprocket Puller
3	4880166	T10222A	Water Pump Puller



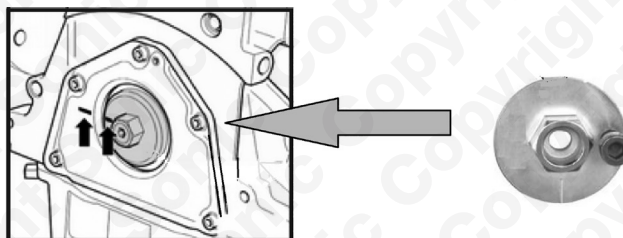
## Instructions

WARNING: RISK OF SCALDING.

NB: Before opening the cooling system ensure engine is cold and pressure is released.

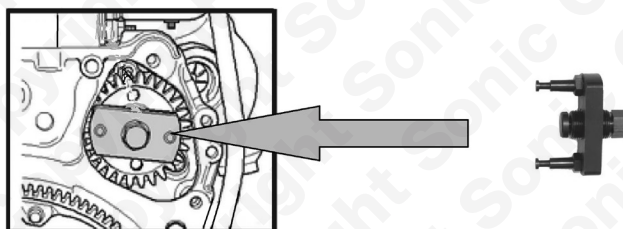
Component 1 - Special Wrench (Turning tool)

Component 1 - bolts on to the crankshaft as shown. Using a suitable spanner turn the engine to TDC.



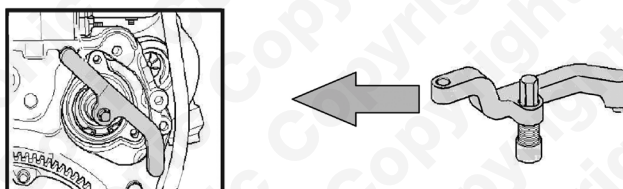
Component 2 - Water Pump Sprocket Puller

Component 2 is used to remove the water pump pulley.



Component 3 - Water Pump Puller

Component 3 is used to pull the water pump out as shown.



## Instructions

The following instructions are for guidance only. Please refer to OEM derived data such as the vehicles manufactures own data or Autodata. The use of these engine timing tools is purely down to the user's discretion and Sonic cannot be held responsible for any damage caused what so ever.

