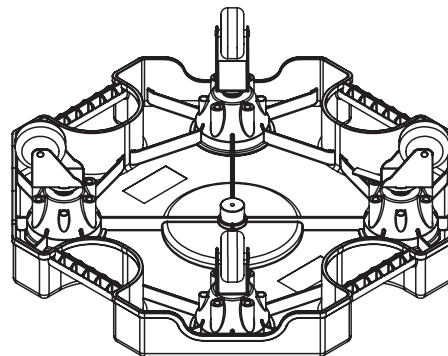
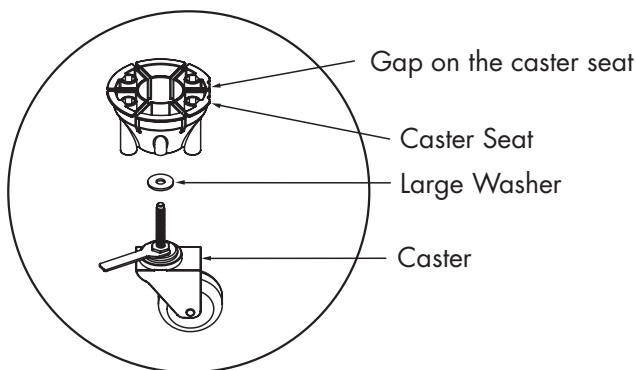


Tyre Transport Dolly

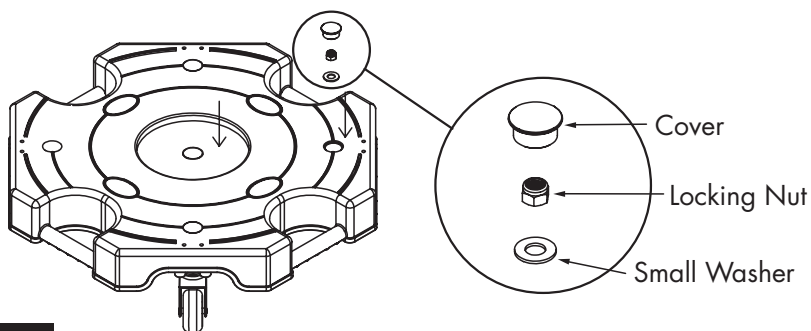
Art. Nr: PT900065

Directions

1. Install the casters, large washers and caster seats under the dolly platform. Make sure the caster's gap side is facing outward.
2. Place a small washer and a locking nut in the upper holes of the dolly platform. Secure the casters by tightening the locking nuts firmly.
3. Insert covers into the upper holes of the platform.



1



2&3

