



User Guide

Magnetic Drain Plug Tool

Art. Nr: PT5313

Produced in Taiwan for Bileko

Bileko

P.O. Box 542

S-645 25 Strängnäs, Sweden

Tel: +46 771 72 00 00

www.promeister.com

RVNR-01

Features

- Drain old and hot engine oil, transmission fluid and gear oil without danger.
- Strong magnet grips the oil plug properly.
- Makes oil changing hassle free
- Universal application

Safety Precautions

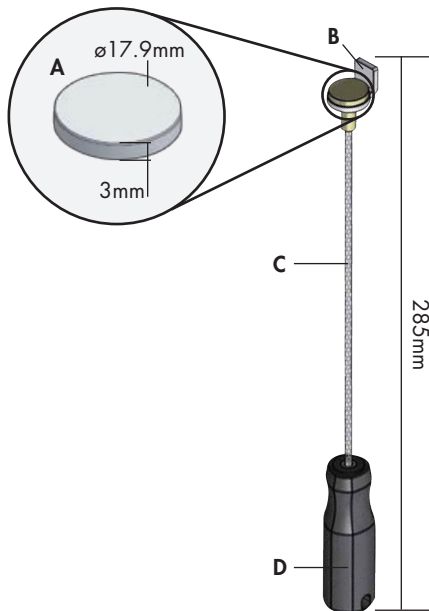


CAUTION



- Always read the instructions carefully before using the tool.
- This tool is **ONLY** available to drain oil from automobile.
- Always wear eye protection that meets OSHA and ANSI Z87.1 standards.
- Always wear gloves when working with the tool.
- Ensure the work area has adequate lighting.
- Keep children and unauthorised people away from the work area.
- Keep work area clean and tidy, dry and free from unrelated materials.
- **DO NOT** allow untrained people to use the kit.

Specifications



A - High Power Magnet	
Size	17.9mm
Thickness	3mm
Max Working Temperature	120 degrees
B - Magnet Holder	
Angle	90 degrees
Material	Steel
Surface Finish	Chrome
Width	22mm
Height	13.5mm
C - Wire	
Material	Steel Wire
Size	1/8"
Length	185mm
D - Handle	
Material	Plastic
Color	Black

Instructions

Step 1: Slightly release the oil drain plug (Fig 1)

Step 2: Install the strong magnetic drain plier onto drain plug (Fig 2 & 3)

Step 3: Release oil drain plug (Fig 4 & 5)




Fig 1




Fig 2




Fig 3





Fig 4



Fig 5

Comparison



Traditional



Modern



Safe Distance



Less Touch



No Mess



No Danger